



A Division of  **Kingspan**




DON'T  
GAMBLE WITH  
YOUR  
CASINO'S  
ABILITY TO  
ADAPT

## Implement a solution



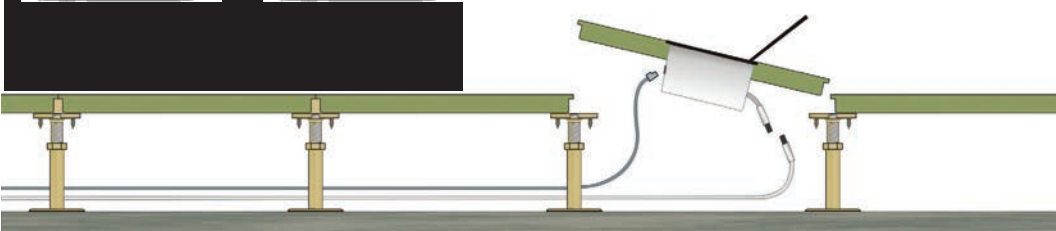
Setting the standard in Access Flooring  
with Casino® Systems designed to Win



Let us raise your  
level of Business



ASM's Casino® Division line of products is specifically designed to address the inherent needs found within a casino. Through our patented, award-winning and industry-leading raised access flooring systems, accessibility to all critical lines of communication throughout the casino are right at hand. A whole new level of flexibility is gained, allowing for complete manipulation of environments, energy savings and a foundation on which your business can thrive. Our Casino® line of products will raise your level of business.





# Industry-leading strength... everywhere it counts

Build with complete access now and flexibility for the future



## Ultimate Design Load

High strength cement fill, along with steel designed in the corners where it is needed, gives ASM the best corner panel loading in the industry.

- Strongest panel design in the world
- Full formed corner design for H-D performance
- Deep drawn technology with rigorous testing

ounts.



ASM has the most widely used panel design in the world and the best corner panel loading in the industry.

## FS-Series Casino-Panel

ASM's High Strength Welded Steel Cement Filled Floor Panel



The perfect Casino floor, The FS-Panel system, is constructed of a welded structural steel assembly designed to accommodate ultimate and dynamic loads. Its specially formulated cementitious fill and powder coated epoxy finish give the FS panel a quiet and very solid feel underfoot. Panel systems are available in 24" x 24".



First Ever 10,000 lb Rated Concrete Filled Panel: A Breakthrough For The Access Flooring Industry





## Electrical Distribution Systems



### The Most Flexible Plug & Play System on the Market Today

- Patented Modular Receptacles allow for easy adding of receptacles or changing of circuits at any time
- Floor Boxes act as a distribution point with 1-in & 3-out connection ports. Hook up wall outlets, power up furniture, or jump to other floor boxes.
- Patented terminal technology to reduce voltage drop at connection points

## Voice and Data Distribution Systems



### Cutting-edge technologies for a casino's serious demands

- Pre-terminated, factory tested, bundled CAT 6 Network Cabling
- Reduces installation time by 85%
- 25 Year system warranty
- Solutions available in riser or plenum rated cable, shielded and fiber varieties




Integrated systems for unlimited access and flexibility

*Reduce the overall energy consumption*



## Green Building Solutions

Saving energy and money while  
allowing unprecedented control







## ASM's Casino Understructure

ASM's superior finishes are effective and consistent, giving a bright and polished look with superior protective properties. All ASM parts are dipped in a corrosion-resistant finish after fabrication to protect welds and raw edges from rusting.




## Industry leading load capabilities

ASM is proud to announce a break-through in our steel panel design, allowing the creation of the first 3,000 lb cementitious filled welded steel panel. We have engineered the new FS-600 to support a 3,000 lb design load with rolling loads in excess of 2,500 lbs when tested per CISC. Casinos now have an affordable option to address and manage the ever-increasing loads being placed on the flooring system.



Innovating and constantly improving our product range



## Atlas Seismic Pedestals

ASM offers the most comprehensive variety of pedestal types allowing for durable strength in any seismic zone. This full line of pedestals can further be strengthened by bolting them to the concrete slab for the most solid access flooring systems available. ASM introduces its Atlas Pedestal Systems, designed for optimal heavy-duty support and for the most severe conditions. No other system compares for strength and simplicity.

Bet on a sure thing.

ASM continues to raise the standard  
with the casino industry's leading  
system solutions.

- Leading load capabilities and flexibility
- Premier integrated systems for all casino data
- Provides fast and easy relocation of gaming machines
- Allows heavy rolling loads from money carts to automobiles
- Improves occupant comfort and ventilation rate
- Quiet floor with low noise transmission
- More cost effective than overhead systems
- Eliminates 80% or more of the required  
duct work found in overhead systems



#### Recent Casino Partners

Empire City Casino at Yonkers Raceway - Yonkers, NY

MGM National Harbor - Oxon Hill, MD

Harrah's Casino - Murphy, NC

Cherokee Nation - Tulsa, OK

WinStar World Casino - Thackerville, OK

Potawatomi Nation - Milwaukee, WI

Dubuque Greyhound Track - Dubuque, IA


Hard Rock Casino - Hollywood, FL

Hard Rock Casino - Tampa, FL



[www.asmproducts.com](http://www.asmproducts.com)







The Leader in access flooring  
- Raise your level -

member of:



In addition to being the largest access flooring manufacturer in the world, the Kingspan group is a major manufacturer of an integrated range of products for the construction industry. The Group continues to innovate and improve on an existing product range, and has done so successfully for over 30 years. These innovations are clearly seen within Kingspan's emphasis on Modern Methods of Construction and importance on increasingly sustainable buildings. The Group's companies have a presence around the world that is ever-increasing. For more information about Kingspan please visit us at [www.kingspan.com](http://www.kingspan.com).



Talk to one of our Casino Specialists - (843) 534-1110  
9500 Industrial Center Drive - Ladson, South Carolina - 29456

[www.asmproducts.com](http://www.asmproducts.com)